



A glance in Shakespeare's work



Activity 1: Let's do some brainstorming about William Shakespeare, the famous English playwright, and his work! (Total time: 10')



- ✚ Go on the Padlet Wall made for this activity using your mobile phone and make at least one entry on the wall, which consists of a word or phrase, about William Shakespeare's personality and work. You can make as many entries as you wish, but make sure your entries are not the same as anyone else's. You have 8' for that.
- ✚ Then, one of you will sum up the wall content for the whole class in 2'.



Activity 2: Video-watching and crosswords solving ! (Total time: 14')




- ✚ First, watch [British Council's video](#) about William Shakespeare's life and work in London screened in class and take notes of the most important facts in 5'.
- ✚ Then, in groups of two, assigned by your teacher, do the attached crosswords with information collected from the video in 6'.
- ✚ After you finish, we will do the crosswords on the interactive board and justify the correct answers, using the video information, in 3'.

Activity 3: Search the British Library website and make a table about William Shakespeare's plays. (Total time: 19')



- ✚ First, in your assigned groups, use your mobile phones to search the [British Library website](#), collect information and take notes about six (6) famous plays of William Shakespeare. You are advised to search three (3) plays each one of you and do this part in 10'.
- ✚ Then, open a common Google Doc and work collaboratively to create a table of four (4) columns where the selected information of the six (6) plays will be categorised. Your column labels will be: Title – Kind of play – Central theme – Two main characters. Remember to share your google doc with editing rights with your teacher. You are advised to do this part in 5'.
- ✚ After you finish, four (4) groups, on the basis of their findings' diversity, will be selected to present their findings on the interactive board in class, in 4'.

Shakespeare's life and work in London



Across

1. Shakespeare's theatre was called The ...
5. Shakespeare worked hard and under ... conditions.
7. One of Shakespeare's tragedies
8. Plays changed very ... so Shakespeare had to write a lot.

Down

2. In Shakespeare's times, like nowadays, London was a busy and ... place.
3. Shakespeare's works survived thanks to his ...
4. Shakespeare's troop of actors was called ... Men.

11. Shakespeare's birthplace
 12. Shakespeare's creativity ... thanks to the financial security he felt as a shareholder of The Globe.
 13. Shakespeare's troop of actors moved from ... London to Southwark.
 14. The Great Fire of London ... the buildings in the form that Shakespeare used to know them.
6. Profession of Shakespeare's father
 9. Shakespeare's plays were situated in ... places like Athens and Rome.
 10. Life in London was an ... for Shakespeare's writing.